


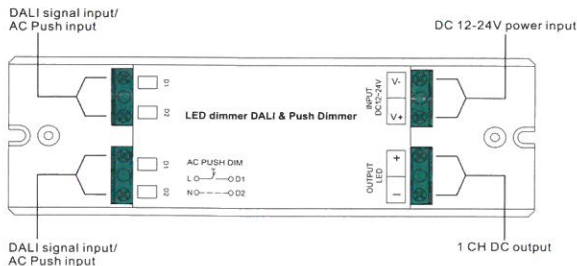
DALI & Push Dimmer



09.2303P.04711

Important: Read All Instructions Prior to Installation

Function introduction



Product Data

Input Voltage	Output Current	Output Power	Remarks	Size(LxWxH)
12-24VDC	1x10A	1x(120-240)W	Constant voltage	145x46.5x16mm

- Match all DALI system in the market
- 1 dali address input, 1 channel output
- Mini Size, High Output Current, 10A/CH
- Push Dim Function, Directly Support AC High Voltage Input Push Switch
- DALI Dimmer Function While Controlled by DALI Master
- Waterproof grade: IP20

Safety & Warnings

- DO NOT install with power applied to device.
- DO NOT expose the device to moisture.

Operation

This product has both DALI dimmer and push dimmer functions while connected with DALI master controllers and AC push switches respectively.

1. DALI Dimmer

DALI address is assigned by DALI Master controller automatically, please refer to user manuals of compatible DALI Masters for specific operations.

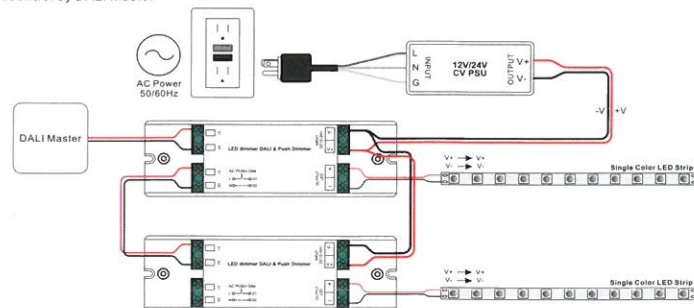
2. Push Dimmer

2.1. Click the button to switch ON/OFF

Press and hold down the button to increase or decrease light intensity to desired level and release it, then repeat the operation to adjust light intensity to opposite direction.

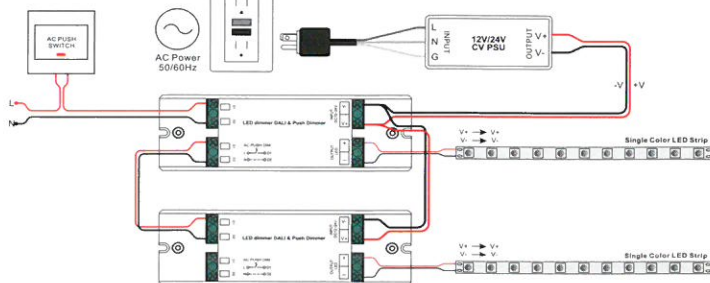
Wiring diagram

1. Control by DALI master



2. Control by AC push switch

1) One AC push switch with multiple DALI dimmers



1) Multiple AC push switches with one DALI dimmer

