

# FLE Flood Light Datasheet



## Key Features

**Efficacy:** Up to 140 lm/w

**LED Chip:** LUMILEDS

**SDCM:** <5

**Beam Angle:** 30°/60°/90°/Type3-M PC lens

**IP Rating:** IP66

**Installation:** Bracket

**Certifications:** CE, RoHS

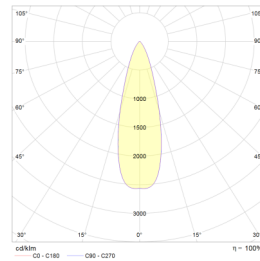
**Warranty:** 5 years

## Applications

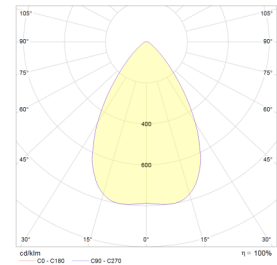
Parking Garages; Petrol and Convenience; Airports; Community centers; Indoor Sports complexes.

## Photometry

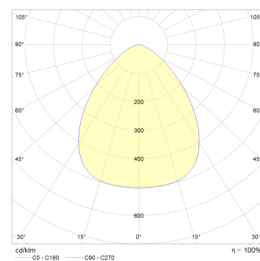
30° PC lens



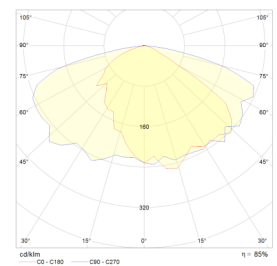
60° PC lens



90° PC lens



Type 3-M PC lens



# FLE Flood Light Datasheet

## Product Data

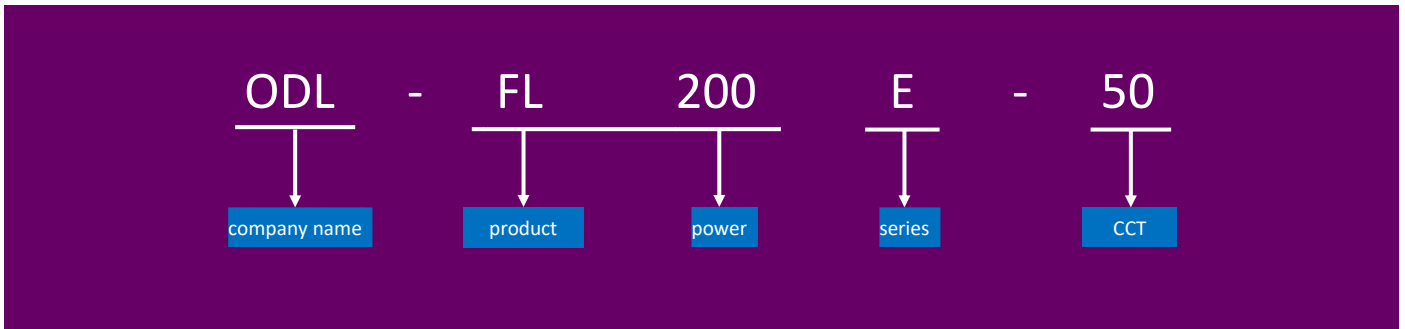
SKU	ODL-FL080E	ODL-FL100E	ODL-FL150E	ODL-FL200E	ODL-FL240E	ODL-FL300E
Wattage	80W	100W	150W	200W	240W	300W
Lumen Output	11,200 lm	14,000 lm	21,000 lm	28,000 lm	33,600 lm	42,000 lm
Luminous Efficacy	140 lm/w					
CCT	3000K/4000K/5000K/5700K/6500K					
CRI	Ra≥70 (Ra≥80 optional)					
Input Voltage	100 to 277 VAC					
Housing Color	Black/Gray					
Housing Material	Aluminum die cast, Glass, PC					
Working Temperature	-30°C ~+55°C					
Working Humidity	10% ~ 90% RH					
Lifespan	>50,000 hrs					
Warranty	5 years					

## ErP Technical Specification

Item	Specification/Data
Efficiency In	>93%
Power Factor	PF>0.90
Energy Efficiency Class	A++
Standard Deviation of Color Matching	<5
Starting Time	<0.2S
Warm-up Time to 60%	<0.5S
Lumen Maintenance at e.o.l.	>70%
Lifetime	L80/B10@50,000hours

# FLE Flood Light Datasheet

## Ordering Information

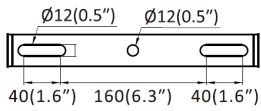
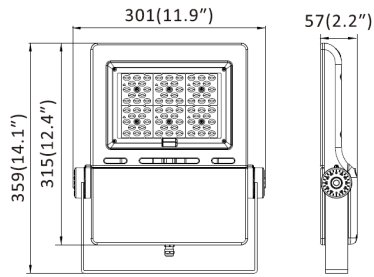


## Packaging

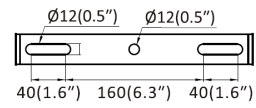
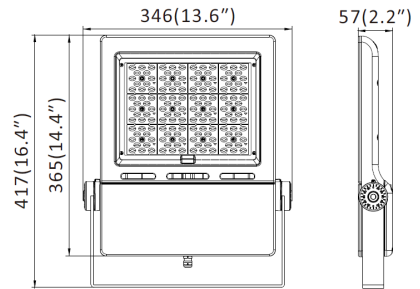
SKU	PCS/CTN	Net Weight	Volumetric Weight	CBM
ODL-FL080E	1	4.0 kg	4.6 kg	L420xW360xH100 mm $\approx$ 0.020 m <sup>3</sup>
ODL-FL100E	1	4.0 kg	4.6 kg	L420xW360xH100 mm $\approx$ 0.020 m <sup>3</sup>
ODL-FL150E	1	5.4 kg	6.1 kg	L475xW400xH100 mm $\approx$ 0.025 m <sup>3</sup>
ODL-FL200E	1	6.5 kg	7.3 kg	L540xW415xH100 mm $\approx$ 0.028 m <sup>3</sup>
ODL-FL240E	1	9.5 kg	10.7 kg	L630xW495xH100 mm $\approx$ 0.041 m <sup>3</sup>
ODL-FL300E	1	9.8 kg	11.0 kg	L630xW495xH100 mm $\approx$ 0.041 m <sup>3</sup>

# FLE Flood Light Datasheet

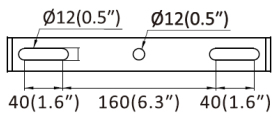
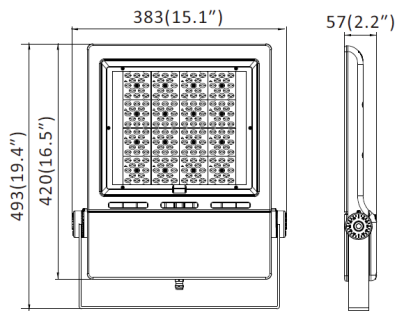
## Dimension (unit: mm/inch)



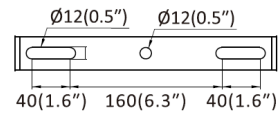
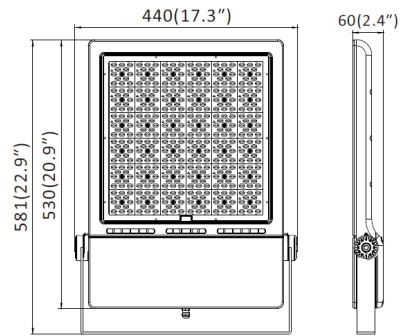
ODL-FL080E/KML-FL100E



ODL-FL150E



ODL-FL200E



ODL-FL240E/KML-FL300E